


8th Grade Comprehensive Exam

STUDY GUIDE

PACKET DUE DATE: Monday, January 9, 2012



HUMANITIES

TEST DATE: Thursday, January 19, 2012

NAME: _____

COLLEGE: _____

Name: _____

***Remember to review your *Chains* comprehension questions located in your novel notebook.**

Literary Analysis

What are the three steps to doing a literary analysis?

Step 1: _____

Step 2: _____

Step 3: _____

Apply those three steps to the following text:

“We the people, in order to form a more perfect union, establish justice, ensure domestic tranquility, provide for the common defense, promote the general welfare and secure the blessings of our liberty, to ourselves and our posterity, do ordain and establish, this Constitution, for the United States of America.”

Optional Key for text marking:

THEME


PROCESS TO IDENTIFY THEME IN PASSAGES

Step 1: Identify the _____ characters.

Step 2: Identify the character(s) _____ situation.

Step 3: Identify the character(s) _____ situation.

Step 4: Ask yourselves what the character(s) _____ throughout the story.



Name: _____

***Remember to review your *Chains* comprehension questions located in your novel notebook.**

Literary Analysis

What are the three steps to doing a literary analysis?

Step 1: _____

Step 2: _____

Step 3: _____

Apply those three steps to the following text:

“We the people, in order to form a more perfect union, establish justice, ensure domestic tranquility, provide for the common defense, promote the general welfare and secure the blessings of our liberty, to ourselves and our posterity, do ordain and establish, this Constitution, for the United States of America.”

Optional Key for text marking:

THEME

PROCESS TO IDENTIFY THEME IN PASSAGES

Step 1: Identify the _____ characters.

Step 2: Identify the character(s) _____ situation.

Step 3: Identify the character(s) _____ situation.

Step 4: Ask yourselves what the character(s) _____ throughout the story.

Directions: Read the following short story and complete the graphic organizer to determine the theme of the text.

The Miser

A miser sold all that he had and bought a lump of gold, which he buried in a hole in the ground by the side of an old wall and went to look at daily. One of his workmen observed his frequent visits to the spot and decided to watch his movements. He soon discovered the secret of the hidden treasure, and digging down, came to the lump of gold, and stole it. The Miser, on his next visit, found the hole empty and began to tear his hair and to make loud lamentations. A neighbor, seeing him overcome with grief and learning the cause, said, "Pray do not grieve so; but go and take a stone, and place it in the hole, and fancy that the gold is still lying there. It will do you quite the same service; for when the gold was there, you had it not, as you did not make the slightest use of it."

STEP	YOUR ANSWER
Step 1: Major Characters:	
Step 2: Characters beginning situation:	
Step 3: Characters end situation:	
Step 4: What did the characters learn:	
What is the theme of this text? List two examples from the text that support your answer.	<hr/> <p>Provide 2 details from the text to support your answer.</p> <p>1. _____ _____ _____</p> <p>2. _____ _____ _____</p>

The Ant and the Grasshopper

In a field one summer's day a Grasshopper was hopping about, chirping and singing to its heart's content. An Ant passed by, bearing along with great toil an ear of corn he was taking to the nest.

"Why not come and chat with me," said the Grasshopper, "instead of toiling and moiling in that way?"

"I am helping to lay up food for the winter," said the Ant, "and recommend you to do the same."

"Why bother about winter?" said the Grasshopper; "We have got plenty of food at present." But the Ant went on its way and continued its toil.

When the winter came the Grasshopper had no food and found itself dying of hunger - while it saw the ants distributing every day corn and grain from the stores they had collected in the summer.

What is the theme of this text? Use the Claim, evidence, warrant format to support your argument.

Mechanics: Writing

Directions: List the usage rule for each form of punctuation, and then correct the sentences accordingly.

Periods:

1. _____

2. _____

3. _____

4. _____

Name: _____

Directions: Apply the rules to the following sentences by re-writing the sentence making the correction.

1. Julia went to the store yesterday morning Jerry ate everything she purchased.
2. I know that you are always happy and smiling
3. Dulainey asked where they were going for lunch?

Capitalization:

1. _____

2. _____

3. _____

4. _____

Directions: Apply the rules to the following sentences by re-writing the sentence making the appropriate corrections.

1. I was so excited to see the Muppet movie, mainly because I love ms. piggy and kermit the frog.

2. John is so happy that he gets to visit paris, france this spring.

3. Lucy graduated from johns hopkins university last summer.

Name: _____

Commas:

1. _____

2. _____

Directions: Apply the rules to the following sentences by re-writing the sentence making the correction.

1. She is a strong healthy baby

2. Whenever I go to the store I buy magazines juice chips and butter.

Question marks:

1. . _____

2. . _____

3. . _____

Directions: Apply the rules to the following sentences by re-writing the sentence making the correction.

1. What are your plans this evening.

2. He said he loved you, didn't he.

Name: _____

3. What book did you read for the summer reading. Did you enjoy it.

Quotation marks:

1. _____

2. _____

3. _____

Directions: Apply the rules to the following sentences by re-writing the sentence making the correction.

1. Ms. Parker yelled, Jane get over here now!

2. Louise said Ivan said, go home.

C.E.W

Directions- Define the following terms in the space provided.

Claim: _____

Evidence: _____

Warrant: _____

Name: _____

Directions: Read the following claim and write in the appropriate evidence and warrant. (Use your Chains book to find evidence. Include page numbers).

Claim- Isabel is a very determined character.

Evidence- (Specific evidence from the text to support your claim)

Warrant-(How did the evidence support your claim?)

Name: _____

Terms

Directions: Fill out the following chart to define each term and tell why it is important to know.

<u>Literary Term</u>	<u>Definition</u>	<u>Importance</u>
Theme		
Literary Analysis		
Primary Source		
Secondary Source		
Character Perspective		
Characterization		
Plot		
Climax		
Resolution		
Reservation		
Slaves		

Name: _____

Humanities Midterm Study Guide – 8th Grade

Indentured Servants		
Jamestown		
Colonies (all three regions)		
Revolutionary War		
Declaration of Independence		

Characterization Worksheet

Write the character's name in the center of the page. Choose adjectives that describe him/her on the blank lines.

Write supporting quotes in the appropriate outer boxes.

affectionate • aggressive • ambitious • anxious • artistic • argumentative • arrogant • assertive • bad-tempered • boring • bossy • careless • caring • catty • cautious • charismatic • charming • clever • conceited • conscientious • considerate • courageous • coy • creative • curious • deceitful • dependable • devious • docile • dogmatic • domineering • egotistical • enthusiastic • excitable • extroverted • faithful • fickle • fussy • good-natured • gregarious • grumpy • happy-go-lucky • impulsive • inconsiderate • industrious • intelligent • introverted • inventive • irritating • joyful • kind • loud-mouthed • loyal • manic • manipulative • moody • nervous • old-fashioned • opinionated • passive • perfectionist • persuasive • picky • playful • pleasant • polite • pragmatic • quick-tempered • reliable • reserved • rude • scatter-brained • serious • shy • sincere • sly • sociable • sympathetic • thoughtful • thoughtless • trustworthy • vengeful • volatile • witty

(from the text)
DIRECT CHARACTERIZATION

(adjectives the author uses to describe the character)

ACTIONS

(indirect characterization)

THIS CHARACTER'S PHYSICAL APPEARANCE

(indirect characterization)


- ① hopeful
- ② _____
- ③ _____
- ④ _____

THIS CHARACTER'S DIALOGUE

(indirect characterization)

OTHER CHARACTERS' REACTIONS


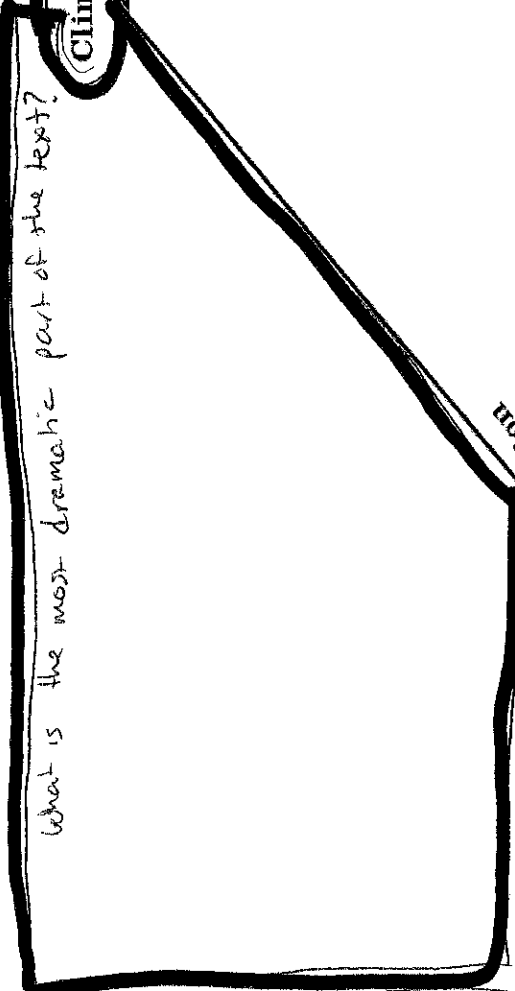
(indirect characterization)



THIS CHARACTER'S PRIVATE THOUGHTS

(indirect characterization)

Plot Diagram for Chains




Rising Action

Falling Action


Introduction

Resolution

The Absolutely True Diary of a Part-Time Indian.




Character Trait:




Character Trait:

Character's Name:
Junior

Directions: Use evidence from the text to support each character trait. Hint: Start by figuring out character traits and where they fit best.



Character Trait:

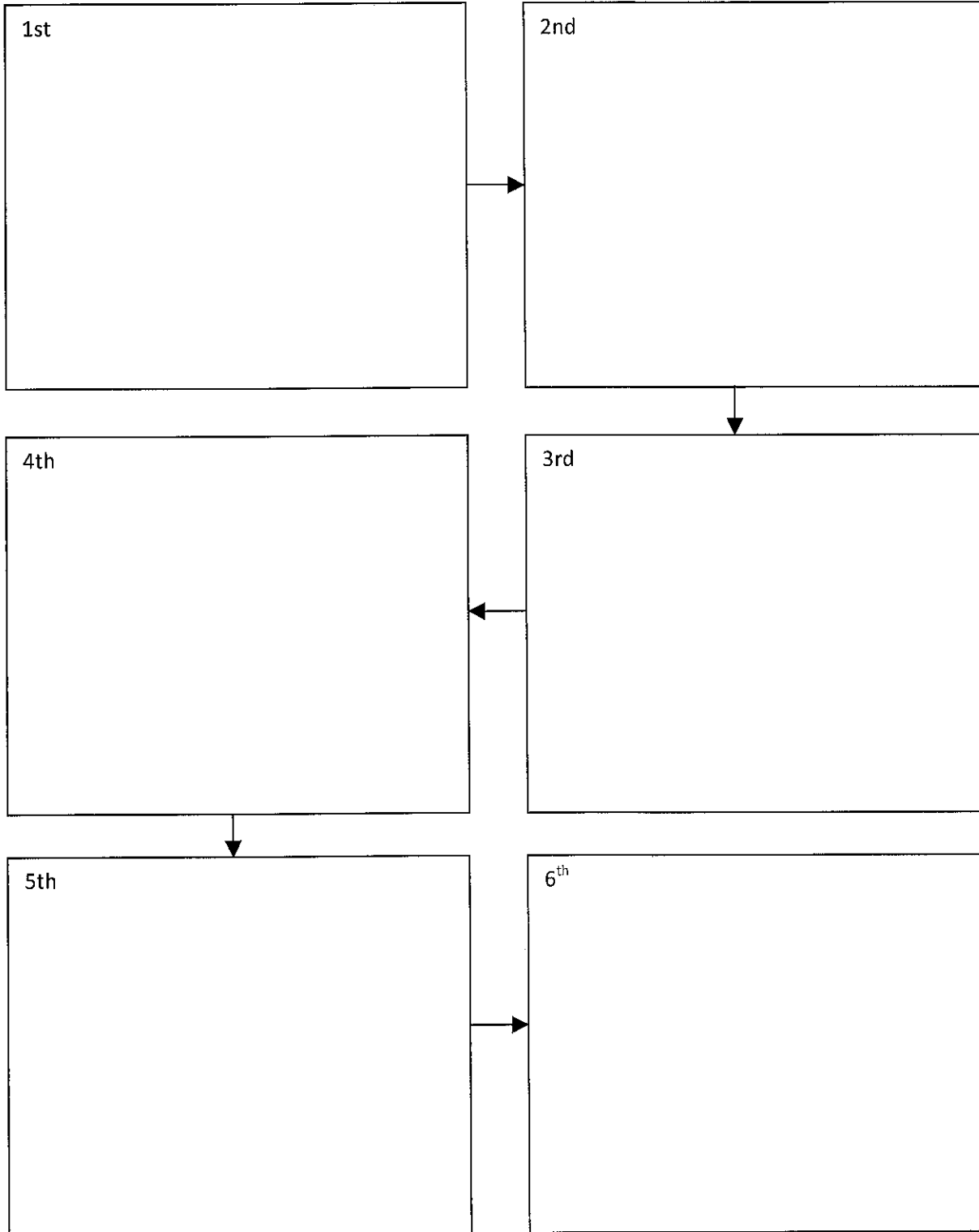


Character Trait:

Name: _____

The Absolutely True Diary of a Part-Time Indian Review

Directions: Use the sequential order chart to select major events from the novel and put them in sequential order.



Name: _____

Analysis Questions

Directions: Think, write, and prepare yourself for the possibility of these questions. Be able to show that you've prepared for this by producing notes on loose-leaf.

1. In what ways did European colonization change the lives of Native Americans?
2. How was Junior's experience in *The Absolutely True Diary of a Part-Time Indian* representative of someone dealing with identifying in many different racial/social/etc groups?
3. What are four reasons why people came to the New World?
4. Compare and contrast two colonial regions.
5. Select one colony. What was life like in this colony?
6. What events led to the Revolutionary War?
7. Why was the Revolutionary War a significant event in American history?
8. In what ways is the theme of liberty evident in colonial times?
9. What was the purpose of the Declaration of Independence?

Ways that you can prove you've thought about these questions:

- write out full answers to each of the questions
- brainstorm and jot notes for each of the questions
- create a graphic organizer for each of the questions

Suggested graphic organizers:

- * Venn diagram,
- *The Herringbone,
- * Main Idea
- *
- *